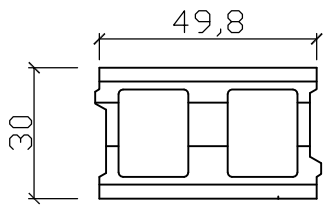
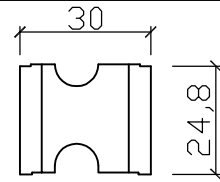
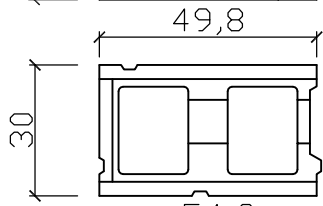


SB-Steinprogramm SBS 30

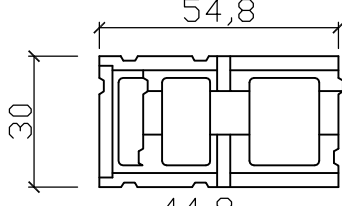
Allgemeine bauaufsichtliche Zulassung Nr.: Z-15.2-163



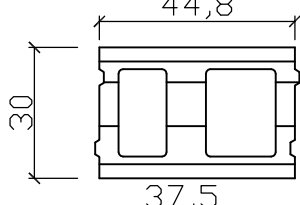
1/1 Normalstein



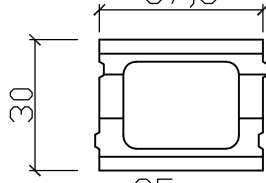
1/1 Eckstein



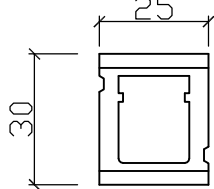
55cm Eckstein



45cm Stein



3/4 Stein



1/2 Stein

Technische Daten

Wanddicke cm	30cm
Kerndicke cm	20cm
Betonrohddichte N/dm ³	1,4
Betonvolumen ltr./m ²	145 ltr./m ²
Wandgewicht ohne Putz KN/m ²	5,65 KN/m ²
Schalldämmmaß R`w-dB	> 57 dB
Kernbetonfläche cm ²	1250 cm ² /m
zulσ MN/m ² e=0,00	6,184 MN/m ²